

TULIP MULTIDISC - Australia

Disc Harrow



www.lely.com

innovators in agriculture



Tulip Multidisc Standard

The Tulip Multidisc standard series feature 510mm diameter discs and an 800mm clearance between the two disc gangs for good trash flow of stubble. Each disc has heavy bearings with over dimensioned wheel hubs and torsion bar suspension with round rubbers for maximum independent freedom of movement of each leg assembly. The depth control is by means of the open roller or optional 500mm diameter packer roller. The floating system of the Multidisc allows each disc assembly to break out upwards independently from the roller, which helps eliminate risks in stony soil as the roller continues to follow the contour of the ground. This floating system is also important when using a heavy roller.

SPECIAL BENEFITS

- › Hardened steel discs, solid side fastening with 5 bolts 10.9, easily accessible.
- › The aggressive action of the scalloped discs and the large distance between the rows of discs give an ideal mulching and mixing result of crop residue or green cover crops.
- › Extra protected sealing of the bearings; lubricant chamber provided with a large quantity of grease; hot forged hub.
- › The floating system; if necessary the Multidisc disc assemblies can break out upwards independently from the roller. The roller continues to follow the ground.

STANDARD SPECIFICATION

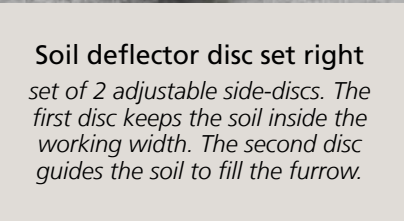
- › 2 Rows of scalloped discs made out of hardened steel Ø 510mm
- › Disc gang spacing of 800mm
- › Heavy bearings with over dimensioned wheel hubs, easy maintenance
- › Torsion bar suspension by means of round rubbers for maximum freedom of movement of every disc separately
- › Stable, powder coated frame with robust head stock
- › Up to the Multidisc 200 inclusive: linkage cat.II
- › Up from Multidisc 250: linkage cat. II and III
- › Up to Multidisc 350 inclusive: depth control by means of an open roller Ø 440mm
- › Multidisc 400: depth control by means of the floating system with an open roller Ø 520mm
- › Up from Multidisc 300 inclusive: head stock support beams as standard for high stability



Packer roller



Ring roller



Soil deflector disc set right set of 2 adjustable side-discs. The first disc keeps the soil inside the working width. The second disc guides the soil to fill the furrow.



Soil deflector plate right a side plate which keeps the soil stream inside the working width.



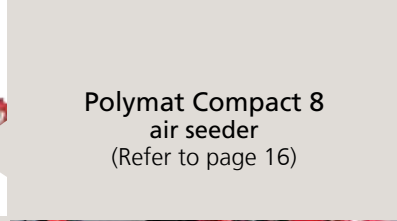
Polymat Compact 8 air seeder (Refer to page 16)



Weight box



Hydraulic roller adjustment two cylinders, which make it possible to adjust the roller by using the tractor hydraulics.

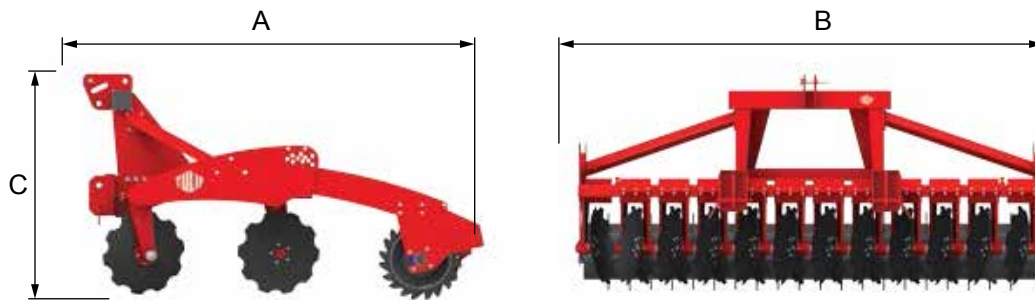


Straw harrow

is mounted behind the last row of discs and assures an improved coverage of crop residue. The height and angle are adjustable.



Multidisc Standard Dimensions/Specifications & Optional Equipment



Dimensions	A	B	C
Multidisc 180	2280 mm	1800 mm	1350 mm
Multidisc 200	2280 mm	2000 mm	1350 mm
Multidisc 250	2280 mm	2500 mm	1350 mm
Multidisc 300	2280 mm	3000 mm	1350 mm
Multidisc 350	2280 mm	3500 mm	1350 mm
Multidisc 400	2280 mm	4000 mm	1350 mm

Model	Size WW	Size TW	Discs	HP (Min - Max)	Weight Kg OR/P
Multidisc 180/P	1.5m	1.8m	14	50 - 100	720 / 825
Multidisc 200/P	1.7m	2.0m	14	50 - 100	875 / 985
Multidisc 250/P	2.2m	2.5m	18	60 - 120	975 / 1115
Multidisc 300/P	2.7m	3.0m	22	70 - 150	1140 / 1305
Multidisc 350/P	3.2m	3.5m	26	80 - 170	1290 / 1475
Multidisc 400/P	3.7m	4.0m	30	100 - 190	1565 / 1670

P = 500mm Packer Roller (in lieu of standard open roller)
 WW = Working Width (Approximate as it is dependent on the actual working depth of the discs and disc wear).
 TW = Transport Width



Tulip Multidisc H

The Tulip Multidisc H series feature 510mm diameter discs and an 800mm clearance between the two disc gangs for good trash flow of stubble. Each disc has heavy bearings with over dimensioned wheel hubs and torsion bar suspension with round rubbers for maximum independent freedom of movement of each leg assembly. The depth control is by means of the open roller or optional 500mm diameter packer roller. The floating system of the Multidisc allows each disc assembly to break out upwards independently from the roller, which helps eliminate risks in stony soil as the roller continues to follow the contour of the ground. This floating system is also important when using a heavy roller.

SPECIAL BENEFITS

- › Hardened steel discs, solid side fastening with 5 bolts 10.9, easily accessible.
- › The aggressive action of the scalloped discs and the large distance between the rows of discs gives an ideal mulching and mixing result of crop residue or green cover crops.
- › Extra protected sealing of the bearings; lubricant chamber provided with a large quantity of grease; hot forged hub.
- › The floating system; if necessary the Multidisc disc assemblies can break out upwards independently from the roller. The roller continues to follow the ground.
- › Transport width less than 3 meters: uncomplicated road transport. The folded sections of the machines are secured by locking pins.

STANDARD SPECIFICATION

- › 2 Rows of scalloped discs made out of hardened steel Ø 510mm
- › Disc gang spacing of 800mm
- › Heavy bearings with over dimensioned wheel hubs, easy maintenance
- › Torsion bar suspension by means of round rubbers for maximum freedom of movement of every disc separately
- › Stable, powder coated frame with robust head stock
- › Up to Multidisc 500 H: linkage cat.II and III connections
- › Multidisc 600 H: linkage cat. III/Quick hitch connections
- › Hydraulically foldable for road transport
- › Depth control by means of an open roller Ø 440mm



Packer roller



Ring roller

Polymat Compact H air seeder
(Refer to page 18)



Lighting Set
signalling boards at the front and at the back.



Soil deflector plate right
a side plate which keeps the soil stream inside the working width.



Soil deflector disc set right
set of 2 adjustable side-discs. The first disc keeps the soil inside the working width. The second disc guides the soil in to the furrow.




Hydraulic roller adjustment
two cylinders, which make it possible to adjust the roller by using the tractor hydraulics.



Straw harrow
is mounted behind the last row of discs and assures an improved coverage of crop residue. The height and angle are adjustable.

Multidisc H Dimensions/Specifications & Optional Equipment



Dimensions	A	B	C	D	E
Multidisc 400 H	2230 mm	4000 mm	1440 mm	2980 mm	2000 mm
Multidisc 500 H	2230 mm	5000 mm	1440 mm	2980 mm	2500 mm
Multidisc 600 H	2230 mm	6000 mm	1440 mm	2980 mm	3000 mm

Model	Size WW	Size TW	Discs	HP (Min - Max)	Weight Kg OR/P
Multidisc 400H/HP	3.7m	3.0m	30	115 - 190	2105 / 2325
Multidisc 500H/HP	4.7m	3.0m	38	150 - 240	2525 / 2810
Multidisc 600H/HP	5.7m	3.0m	46	160 - 290	2945 / 3270

P = 500mm Packer Roller (in lieu of standard open roller)
 WW = Working Width (Approximate as it is dependent on the actual working depth of the discs and disc wear).
 TW = Transport Width



Tulip Multidisc XL

The Tulip Multidisc XL series feature large 560mm diameter discs and a wider 1000mm clearance between the two disc gangs for good trash flow in heavier stubble. Each disc has heavy bearings with over dimensioned wheel hubs and torsion bar suspension with triangular rubbers for maximum independent freedom of movement of each leg assembly. The depth control is by means of the 520mm open roller or optional 500mm diameter packer roller. The floating system of the Multidisc allows each disc assembly to break out upwards independently from the roller, which helps eliminate risks in stony soil as the roller continues to follow the contour of the ground. This floating system is also important when using a heavy roller.

SPECIAL BENEFITS

- › Hardened steel discs, solid side fastening with 5 bolts 10.9, easily accessible.
- › The aggressive action of the scalloped discs and the large distance between the rows of discs gives an ideal mulching and mixing result of crop residue or green cover crops.
- › Extra protected sealing of the bearings; lubricant chamber provided with a large quantity of grease; hot forged hub.
- › The floating system; if necessary the Multidisc disc assemblies can break out upwards independently from the roller. The roller continues to follow the ground.

STANDARD SPECIFICATION

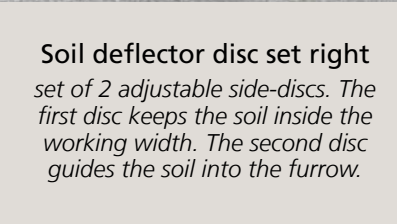
- › 2 Rows of scalloped discs made out of hardened steel Ø 560mm
- › Disc gang spacing 1000mm
- › Heavy bearings with over dimensioned wheel hubs, easy maintenance
- › Torsion bar suspension by means of triangular rubbers for maximum freedom of movement of every disc separately
- › Stable, powder coated frame with robust head stock
- › Linkage cat.II and III connections
- › Depth control by means of an open roller Ø 520mm
- › Head stock support beams for high stability



Packer roller



Ring roller



Soil deflector disc set right set of 2 adjustable side-discs. The first disc keeps the soil inside the working width. The second disc guides the soil into the furrow.



Soil deflector plate right a side plate which keeps the soil stream inside the working width.



Hydraulic roller adjustment two cylinders, which make it possible to adjust the roller by using the tractor hydraulics.



Straw harrow is mounted behind the last row of discs and assures an improved coverage of crop residue. The height and angle are adjustable.



Multidisc XL Dimensions/Specifications & Optional Equipment



Dimensions	A	B	C
Multidisc 300 XL	2480 mm	3000 mm	1390 mm
Multidisc 350 XL	2480 mm	3500 mm	1390 mm
Multidisc 400 XL	2480 mm	4000 mm	1390 mm

Model	Size WW	Size TW	Discs	HP (Min - Max)	Weight Kg OR/P
Multidisc 300 XL/XLP	2.7m	3.0m	22	95 - 140	1440 / 1500
Multidisc 350 XL/XLP	3.2m	3.5m	26	110 - 160	1615 / 1685
Multidisc 400 XL/XLP	3.7m	4.0m	30	125 - 190	1775 / 1880

P = 500mm Packer Roller (in lieu of standard open roller)
 WW = Working Width (Approximate as it is dependent on the actual working depth of the discs and disc wear).
 TW = Transport Width



Tulip Multidisc XLH

The Tulip Multidisc XLH model feature larger 560mm diameter discs and a wider 1000mm clearance between the two disc gangs for good trash flow in heavier stubble. Each disc has heavy bearings with over dimensioned wheel hubs and torsion bar suspension with triangular rubbers for maximum independent freedom of movement of each leg assembly. The depth control is by means of the 520mm open roller or optional 500mm diameter packer roller. The floating system of the Multidisc allows each disc assembly to break out upwards independently from the roller, which helps eliminate risks in stony soil as the roller continues to follow the contour of the ground. This floating system is also important when using a heavy roller.

SPECIAL BENEFITS

- › Hardened steel discs, solid side fastening with 5 bolts 10.9, easily accessible.
- › The aggressive action of the scalloped discs and the large distance between the rows of discs gives an ideal mulching and mixing result of crop residue or green cover crops.
- › Extra protected sealing of the bearings; lubricant chamber provided with a large quantity of grease; hot forged hub.
- › The floating system; if necessary the Multidisc disc assemblies can break out upwards independently from the roller. The roller continues to follow the ground.
- › Transport width less than 3 meters: uncomplicated road transport.
- › The folded sections of the machine are secured by hydraulic locking device.

STANDARD SPECIFICATION

- › 2 Rows of scalloped discs made out of hardened steel Ø 560mm
- › Disc gang spacing 1000mm
- › Heavy bearings with over dimensioned wheel hubs, low maintenance
- › Torsion bar suspension by means of triangular rubbers for maximum freedom of movement of every disc separately
- › Stable, powder coated frame with robust head stock
- › Multidisc 400 XLH: linkage cat.II and III
- › Up from Multidisc 500 XLH: linkage cat. III / Quick hitch
- › Hydraulically foldable for road transport (the segments of 850 / 950 XLH are foldable as well as retractable)
- › Depth control by means of an open roller Ø 520mm



Packer roller



Ring roller

Soil deflector disc set right
set of 2 adjustable side-discs. The first disc keeps the soil inside the working width. The second disc guides the soil into the furrow.



Soil deflector plate right
a side plate which keeps the soil stream inside the working width.



Trailing Kit
foldable transport kit of which the draw bar is mounted on the front of the headstock and the foldable wheel gear is mounted at the back of the headstock.
(Refer to page 10 & 11)



Lighting Set
signalling boards at the front and at the back.




Straw harrow
is mounted behind the last row of discs and assures an improved coverage of crop residue. The height and angle are adjustable.



Hydraulic roller adjustment
two cylinders, which make it possible to adjust the roller by using the tractor hydraulics.



Multidisc XLH Dimensions/Specifications & Optional Equipment



Dimensions	A	B	C	D	E
Multidisc 400 XLH	2545 mm	4000 mm	1675 mm	2980 mm	2000 mm
Multidisc 500 XLH	2545 mm	5000 mm	1675 mm	2980 mm	2500 mm
Multidisc 600 XLH	2545 mm	6000 mm	1675 mm	2980 mm	3000 mm
Multidisc 650 XLH	2545 mm	6500 mm	1675 mm	2980 mm	3250 mm
Multidisc 700 XLH	2545 mm	7000 mm	1675 mm	2980 mm	3500 mm
Multidisc 850 XLH	2545 mm	8500 mm	1800 mm	3500 mm	3500 mm
Multidisc 950 XLH	2545 mm	9500 mm	1800 mm	2980 mm	4000 mm

Model	Size WW	Size TW	Discs	HP (Min - Max)	Weight Kg OR/P
Multidisc 400 XLH/XLHP	3.7m	4.0m	30	125 - 190	2470 / 2565
Multidisc 500 XLH/XLHP	4.7m	5.0m	38	160 - 240	3005 / 3185
Multidisc 600 XLH/XLHP	5.7m	6.0m	46	190 - 290	3358 / 3495
Multidisc 650 XLH/XLHP	6.2m	6.5m	50	180 - 300	3650 / 3820
Multidisc 700 XLH/XLHP	6.7m	7.0m	54	230 - 340	3830 / 3970
Multidisc 850 XLH/XLHP	8.2m	8.5m	62	310 - 435	7900 / 8100
Multidisc 950 XLH/XLHP	9.2m	9.5m	70	350 - 500	8240 / 8530

P = 500mm Packer Roller (in lieu of standard open roller)

WW = Working Width (Approximate as it is dependent on the actual working depth of the discs and disc wear).

TW = Transport Width



Tulip Multidisc Trailing Kits

JUNIOR TRAILING KIT STANDARD SPECIFICATION

- › Foldable transporter with hydraulically adjustable draw bar.
- › The draw bar is mounted to the headstock on three points.
- › The foldable transporter is mounted at the back of the main frame with two big flanges.
- › Provides the ideal option for bigger machines on smaller tractors.
- › Stable frame for easy and safe road transport.
- › Quick lift at the headland.
- › Different positions possible due to the front cylinder clips.
- › Machine is lifted / lowered in balance because of sequence valves.
- › Can be mounted easily to three-point hitched machines.
- › Suitable for Multidisc 400 XLH to 700 XLH.
- › Equipped with tyres 19.0 / 45x17 (other tyres on demand).
- › Optional with hydraulic or pneumatic braked axle.





SENIOR TRAILING KIT STANDARD SPECIFICATION

- › Foldable transporter with hydraulically adjustable draw bar.
- › The draw bar is mounted to the headstock on three points.
- › The foldable transporter is mounted at the back of the headstock with two big oversized flanges.
- › Provides the ideal option for bigger machines on smaller tractors.
- › Reinforced frame for easy and safe road transport.
- › Quick lift at the headland.
- › Different positions possible due to the front cylinder clips.
- › Machine is lifted / lowered in balance because of the sequence valves.
- › Can be mounted easily to three point hitched machines.
- › Suitable for Multidisc 850 XLH to 950 XLH.
- › Equipped with tyres 550 / 60x22.5 (other tyres on demand).
- › Optional with hydraulic or pneumatic braked axle.





Tulip Multidisc 1250 XLHT

The Tulip Multidisc 1250 XLHT is a trailed high speed disc harrow with a very robust transport under-carriage with lift system, large axle and large tyres that prepares the soil for trouble free seeding. The Multidisc 1250 XLHT is ideal for minimum tillage applications such as; stubble incorporation for moisture retention; effective weed control; increasing organic matter in your soil; proven ability to mulch and breakdown trash residue, increasing microbial activity; and excellent seedbed preparation for trouble free seeding.

STANDARD SPECIFICATION

- › Draw bar combination: Multidisc XLH sections with very robust transport under carriage, hydraulically braked axle and tyres 700/50x26.5
- › 2 Rows of scalloped discs made out of hardened steel Ø 560mm
- › Disc gang spacing 1000mm
- › Heavy bearings with over dimensioned wheel hubs, easy maintenance
- › Torsion bar suspension by means of triangular rubbers for maximum freedom of movement of every disc separately
- › Stable powder coated frame with robust headstock
- › Hydraulic unlocking by sequence valves
- › EASYtronic controller
- › 520mm diameter open rollers

SPECIAL BENEFITS

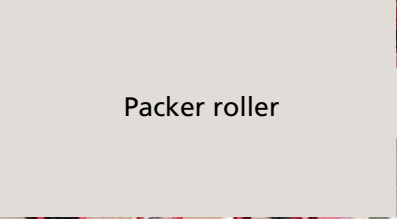
- › The transport wheels do not touch the soil during work.
- › Hardened steel discs, solid side fastening with 5 bolts 10.9, easily accessible.
- › The aggressive action of the scalloped discs and the large distance between the rows of discs gives an ideal mulching and mixing result of crop residue or green cover crops.
- › Extra protected sealing of the bearings; lubricant chamber provided with a large quantity of grease; hot forged hub.
- › The floating system: if necessary the Multidisc disc assemblies can break out upwards independently from the roller. The roller continues to follow the ground.
- › The folded sections of the machine are secured by a hydraulic locking device.
- › Modular stable frame for road transport.
- › EASYtronic controller: by pressing the start/stop button, the controller handles automatically different hydraulic functions of the machine. Features like pressure-release, floating of the side frames and lift/sink speed can be controlled through the display. This system is compatible with a Load Sensing system as well as an open system.



Soil deflector disc set right
 set of 2 adjustable side-discs. The first disc keeps the soil inside the working width. The second disc guides the soil into the furrow.



Soil deflector plate right
 a ground following side plate which keeps the soil stream inside the working width.



Packer roller



Straw harrow
 is mounted behind the last row of discs and assures an improved coverage of crop residue. The height and angle are adjustable.



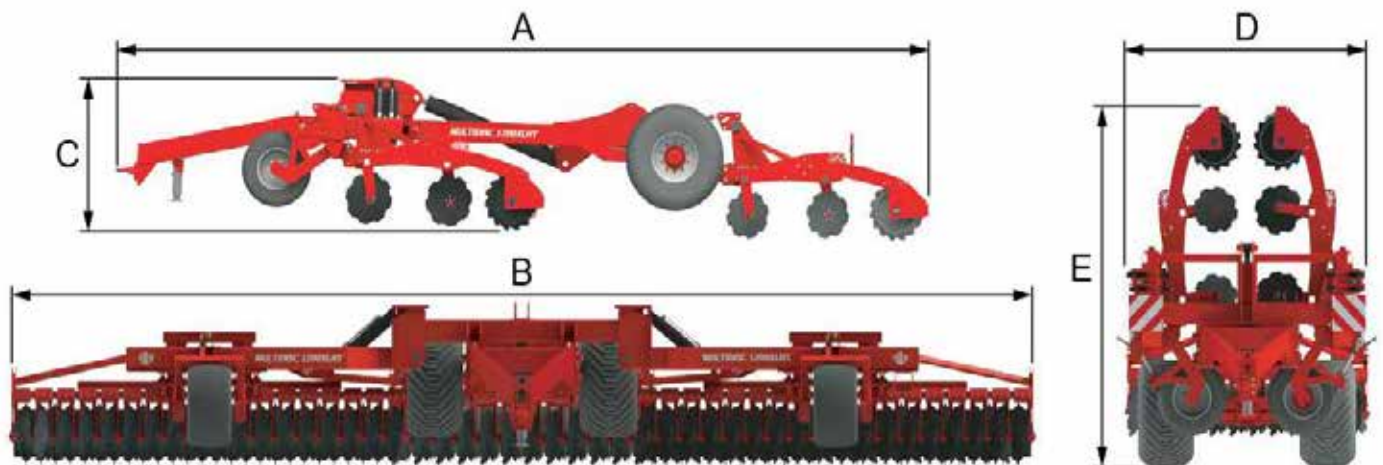
Hydraulic roller adjustment
 two cylinders, which make it possible to adjust the roller by using the tractor hydraulics.



Lighting Set
 signalling boards at the front and at the back.



Multidisc 1250 XLHT Dimensions/Specifications & Optional Equipment



Dimensions	A	B	C	D	E
Multidisc 1250 XLHT	10300 mm	12500 mm	1580 mm	2990 mm	4200 mm

Model	Size WW	Size TW	Discs	HP (Min - Max)	Weight Kg OR/P
Multidisc 1250 XLHT (P)	12.0m	12.5m	94	400 - 600	13500 / 13880

P = 500mm Packer Roller (in lieu of standard open roller)
 WW = Working Width (Approximate as it is dependent on the actual working depth of the discs and disc wear).
 TW = Transport Width



Tulip Multidisc XL Vario

The Tulip Multidisc XL Vario features large 560mm diameter discs and a larger clearance than standard between the two disc gangs for good trash flow in heavier stubble. The XL Vario series of machines have integrated subsolier tynes with hydraulic stone protection mounted in between the two rows of discs. The tynes can be raised or lowered as required depending on the tillage to be done. The floating system of the Multidisc allows each disc assembly to break out upwards independently from the roller, which helps eliminate risks in stony soil as the roller continues to follow the contour of the ground. This floating system is also important when using a heavy roller.

SPECIAL BENEFITS

- › Hardened steel discs, solid side fastening with 5 bolts 10.9, easily accessible.
- › The aggressive action of the scalloped discs and the large 1600mm distance between the rows of discs gives an ideal mulching and mixing result of crop residue or green cover crops.
- › Extra protected sealing of the bearings; lubricant chamber provided with a large quantity of grease; hot forged hub.
- › The floating system; if necessary the Multidisc disc assemblies can break out upwards independently from the roller. The roller continues to follow the ground.

STANDARD SPECIFICATION

- › Integrated subsoiler tines with hydraulic stone protection per leg
- › 2 Rows of large scalloped discs made out of hardened steel Ø 560mm
- › Disc gang spacing 1600mm
- › Replaceable tine points, shins and wings; 6 models of wings available
- › Heavy bearings with over dimensioned wheel hubs, easy maintenance
- › Torsion bar suspension by means of triangular rubbers for a maximum freedom of movement of every disc separately
- › Stable, powder coated frame with robust head stock, prepared for the mounting of an optional Tulip airseeder (Polymat Compact 8)
- › Up to Multidisc 350 XL Vario; linkage cat. III
- › Multidisc 400 XL Vario: linkage cat. III / IV
- › Depth control by means of an open roller Ø 520mm



Packer Roller
 Ø 500mm or Ø 600mm
 NB: in combination with this heavy machine only suitable for heavy, non sticky soils.



Ring roller

Tines new generation instead of standard tines.



Ridge packer roller



Soil deflector plate right a ground following side plate which keeps the soil stream inside the working width. Transport width increases by 7cm.



Polymat Compact 8 air seeder
 (Refer to page 16)

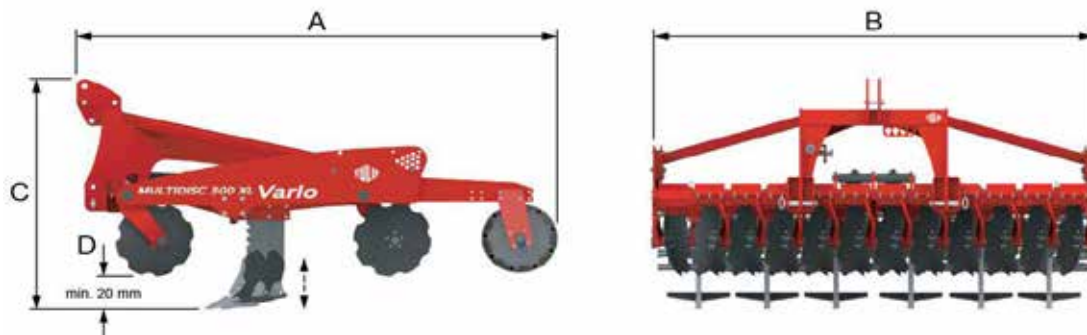
Straw harrow
 is mounted behind the last row of discs and assures an improved coverage of crop residue. The height and angle are adjustable.



Hydraulic roller adjustment
 two cylinders, that fold up the roller so that the point of gravity comes closer to the tractor.



Multidisc XL Vario Dimensions/Specifications & Optional Equipment



Dimensions	A	B	C	D
Multidisc 300 XL Vario	3210 mm	3000 mm	1330 mm	240 mm
Multidisc 350 XL Vario	3210 mm	3500 mm	1330 mm	240 mm
Multidisc 400 XL Vario	3360 mm	4000 mm	1330 mm	240 mm

Model	Size WW	Size TW	Discs	Tines	HP (Min - Max)	Weight Kg OR/P
Multidisc 300 XL Vario	2.7m	3.0m	22	6	150 / 280	2450 / 2505
Multidisc 350 XL Vario	3.2m	3.5m	26	6	170 / 310	2680 / 2755
Multidisc 400 XL Vario	3.7m	4.0m	30	8	200 / 380	3300 / 3405

P = 500mm Packer Roller (in lieu of standard open roller)
 WW = Working Width (Approximate as it is dependent on the actual working depth of the discs and disc wear).
 TW = Transport Width



Tulip Polymat Compact 8

The Polymat Compact 8 is an air seeder that can be attached to a Multidisc and enable these already versatile machines to also be used as a seeder increasing the value and versatility of these machines. The Polymat Compact 8 is a compact seeder for sowing intercrops, wheat, rye, grass, clover etc. The Polymat Compact 8 is suitable for rigid Multidisc's from 3 to 4 metre working widths. The Polymat Compact 8 has a favourable effect on the weight distribution and only needs a minimal increase in the tractor's lifting capacity.

SPECIAL BENEFITS

- › 2 standard metering rollers: roller for fine seeds from 1 to 15 kg/ha and roller for large seeds from 10 to 120 kg/ha.
- › A steel collection bin is supplied standard for easy testing of the calibration.
- › The Polymat Compact comes standard with a quick hitch for the rigid Multidisc headstock.

STANDARD SPECIFICATION

- › Large hopper capacity of 400 litres
- › Precise distribution and dosage
- › 8 distribution hoses with special spreading plates (25 meters of hose)
- › Steel profile distributor beam with 8 spreading plates that can be mounted in front or behind the roller (3 / 3.5 / 4m working widths)
- › The angle of the distributor beam is adjustable
- › Seeding capacity 1-120 kg/ha depending on seed type
- › One metering roller for fine seeds & one for large seeds, interchangeable by quick-change system
- › Loading platform for safe and easy access to the seed hopper
- › Hydraulically driven fan with large capacity for accurate seed distribution
- › Steel collection bin for calibration check of the seeder
- › Manually operated metering wheel with flexible drive
- › Suits rigid Multidisc's from 3 to 4 metre working widths



Polymat Compact 8 Dimensions/Specifications & Optional Equipment



Dimensions	A	B	C
Polymat Compact 8	900 mm	1405 mm	1050 mm

OPTIONS:

- Hopper Extension - 150 litres
- Following tine harrows

Model	Number of hoses	Filling height mm	Hopper capacity litres	Number of distributors	Size WW metres	Weight Kg
Polymat Compact 8	8	1700	400	8	3 / 3.5 / 4	225



Tulip Polymat Compact H

The Polymat Compact H is an air seeder that can be attached to a Multidisc H and enable these already versatile machines to also be used as a seeder increasing the value and versatility of these machines. The Polymat Compact H is a seeder for sowing intercrops, wheat, rye, grass, clover etc. The Polymat Compact H comes standard with mounting brackets for a Multidisc H headstock. The special construction of the seeder makes it possible to mount it very close to the Multidisc headstock so it is also close to the tractor. This results in the Polymat Compact H having a favourable effect on the weight distribution and only needs a minimal increase in the tractor's lifting capacity.

SPECIAL BENEFITS

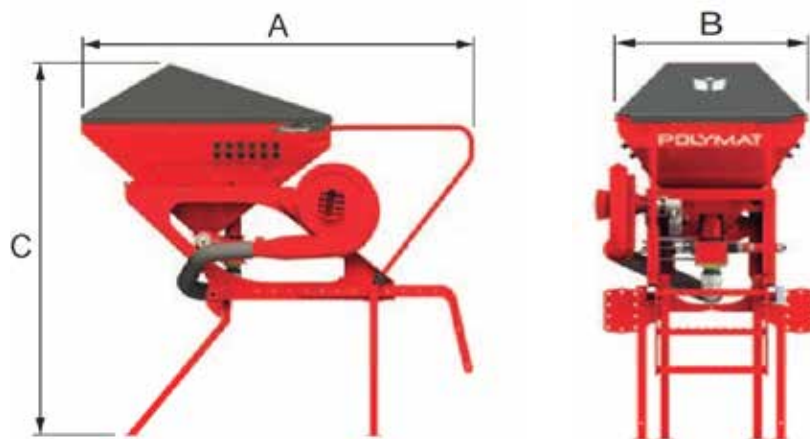
- › With the universal metering unit, coarse and fine seeds can be seeded from 1 to 200 kg/ha.
- › Simple electronic controlled calibration test with a collection container.
- › The Polymat Compact H comes standard with a quick hitch for the Multidisc H headstock. It is simple to mount and unmount the seeder unit on the Multidisc machine as required.

STANDARD SPECIFICATION

- › EASYtronic II control unit
- › Electrically driven, universal metering unit for fine & coarse seeds
- › Large hopper capacity of 600 litres
- › Precise distribution & dosage
- › Steel profile distributor beam with special spreading plates that can be mounted in front or behind the roller. The angle of the distributor beam is adjustable
- › 12 or 16 distribution hoses
- › Seeding capacity 1-400 kg/ha depending on seed type
- › Hydraulically driven fan with large capacity for accurate seed distribution
- › Loading platform for safe and easy access to the seed hopper
- › Hopper cover
- › Suits Multidisc H & XLH, from 4 to 6 metre working widths



Polymat Compact H Dimensions/Specifications & Optional Equipment



Dimensions	A	B	C
Polymat Compact H	2475 mm	1210 mm	2400 mm

OPTIONS:

- Hopper extension - 350 litres
- Following tine harrows
- 12 or 16 Distribution hoses
- Sensor kit for 7-pin ISO cable
- Work lights
- Road lights

Model	Number of hoses	Filling height mm	Hopper capacity litres	Number of distributors	Size WW metres	Weight Kg
Polymat Compact 12 H	12	1200	600	12	4	400
Polymat Compact 16 H	16	1200	600	16	5 / 6	400



Passionate about farming

Lely has a long and deep history of recognising the needs of modern farmers. Our products are developed with the cow as a starting point. We strive to let her excel and as such, we supply products to farmers and contractors ranging from forage harvesting, to feeding, housing, caring, milking and energy sourcing. In addition we boast specific knowledge and experience in facilitating farmers to get the best out of their equipment. As such our in-depth knowledge of the complete farm cycle - from grass to glass - is unrivalled in the agricultural business.

*We are committed to a sustainable, profitable
and enjoyable future in farming.*



Peeters Landbouwmachines B.V.
Manufacturer of TULIP machinery

www.tulipindustries.com
www.facebook.com/tulipmachinery
www.youtube.com/tulipmachinery

Distributed by:
Lely Australia Pty Ltd
48 Mackay Street
PO Box 199
Rochester, Victoria 3561
Australia

Tel: (03) 5484 4000
Fax: (03) 5484 1513
lelyaus@lely.com

As Lely and its associated suppliers and manufacturers have a policy of constant product improvement and innovation, we reserve the right to alter specifications without notice. The information contained in this brochure is provided for information purposes only and does not constitute an offer for sale. Certain products may not be available and products may differ from those illustrated and may display optional accessories or components. No part of this publication may be copied or published by means of printing, photocopying, microfilm or any other process whatsoever without prior permission in writing by Lely Australia Pty Ltd. Although the contents of this publication have been compiled with the greatest possible care, Lely cannot accept liability for any damage that might arise from errors or omissions in this publication.